



ENC-PL-11x7x6 Quick Install Guide

Wall Mount Installation

- Use 4 screws to mount the 4 wall mount adapters.
- They can be mounted at 3 different angles as needed.



Pole Mount Installation

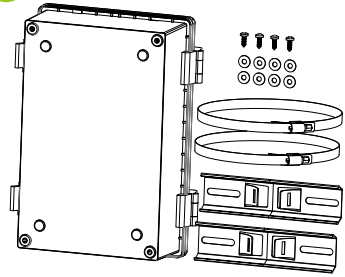
Caution: Metal brackets have sharp edges. Wear gloves.



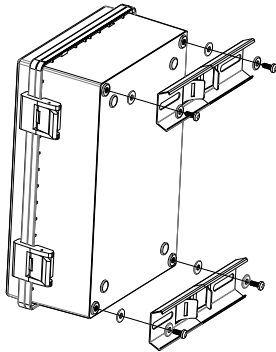
- Use 4 flat washers in each corner to act as spacers.
- Attach the metal brackets using 4 screws w washers.
- Add hose clamps through the bracket slots and tighten on your mounting pole. Cut off any extra strap.

Instructions for Pole Mount

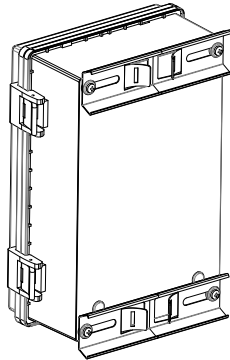
1



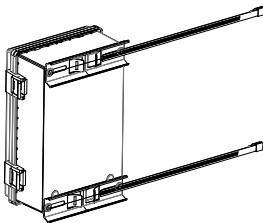
2



3



4



5

